

EMS Monthly Report for July, 2018

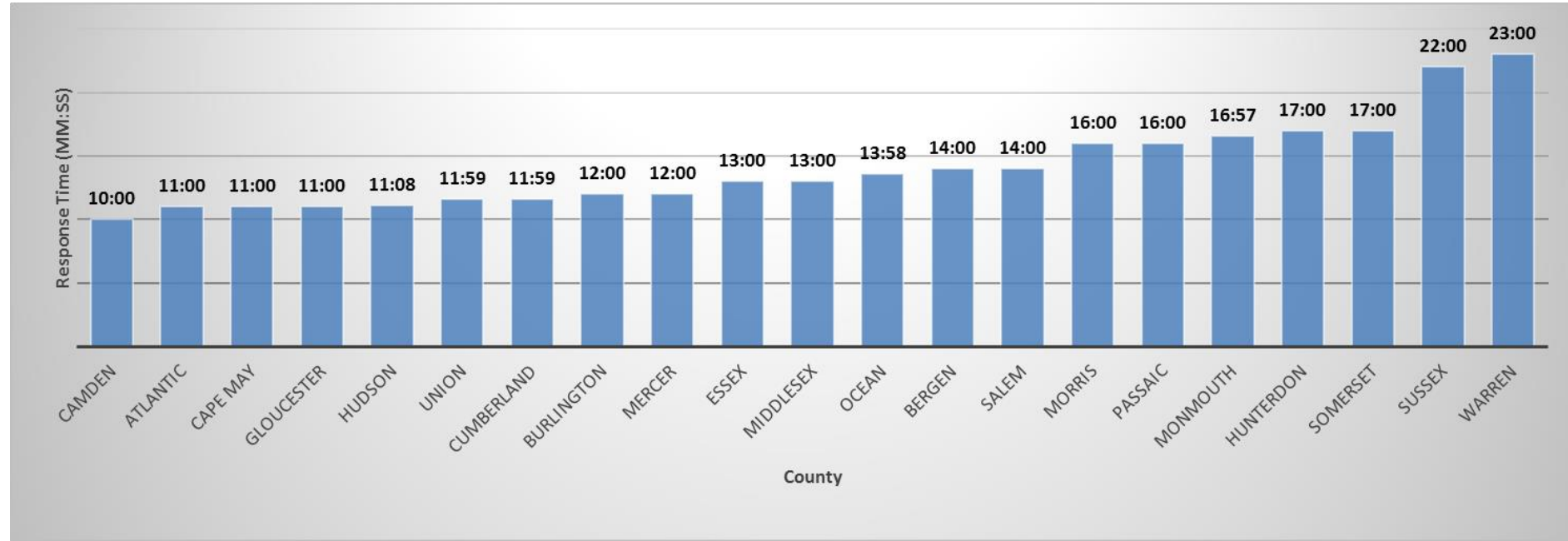
NJ Department of Health

Office of Emergency Medical Services (OEMS)



All EMS Agency Response Times by County, in Minutes July, 2018

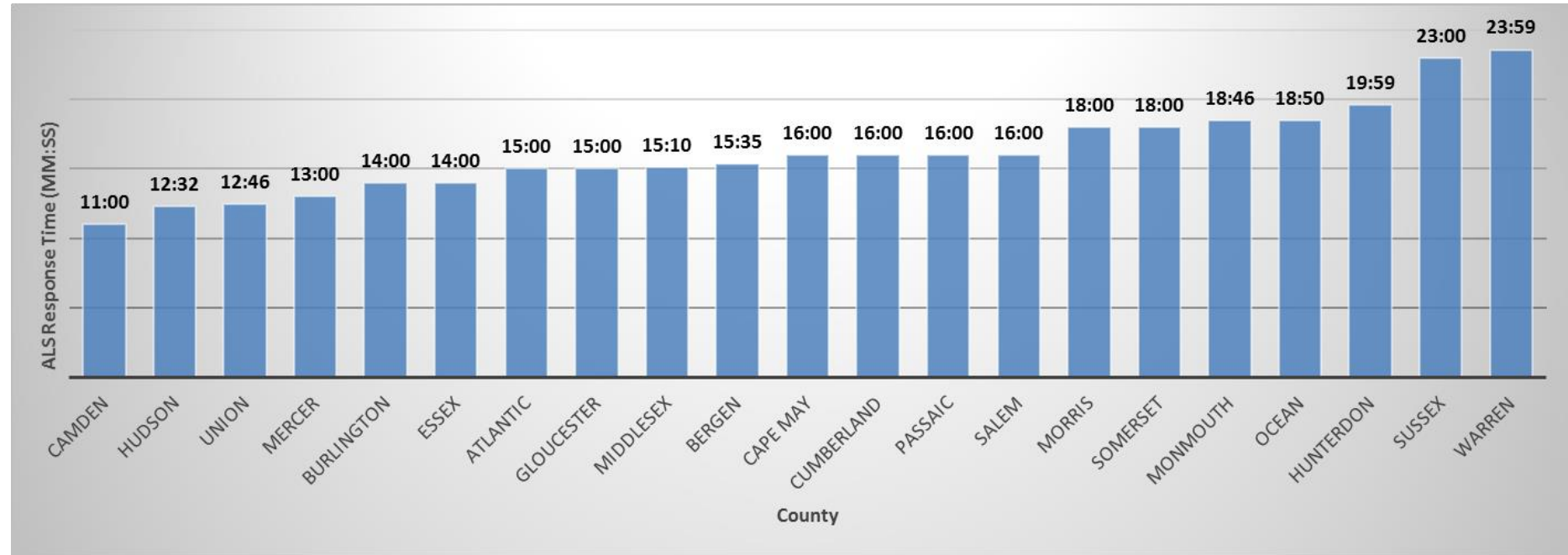
County	90 th Percentile	Total Calls
Camden	10:00	6,589
Atlantic	11:00	4,571
Cape May	11:00	2,159
Gloucester	11:00	2,378
Hudson	11:08	6,901
Cumberland	11:59	2,024
Union	11:59	3,821
Burlington	12:00	4,172
Mercer	12:00	4,331
Essex	13:00	11,015
Middlesex	13:00	7,142
Ocean	13:58	3,970
Bergen	14:00	5,599
Salem	14:00	604
Morris	16:00	3,024
Passaic	16:00	3,299
Monmouth	16:57	4,154
Hunterdon	17:00	995
Somerset	17:00	2,097
Sussex	22:00	1,107
Warren	23:00	1,009
Total Calls		80,961



- Response time is defined as agency dispatch to agency unit arrival on location
- Fractions of a minute were calculated: (fraction of a minute) x 60
- Includes 100% ALS and ~90% BLS statewide data
- 90th Percentile represented as MM.SS
- Non-patient type calls are excluded from this report
- Non-emergency patient transports are excluded from this report

All ALS Agency Response Times by County, in Minutes July, 2018

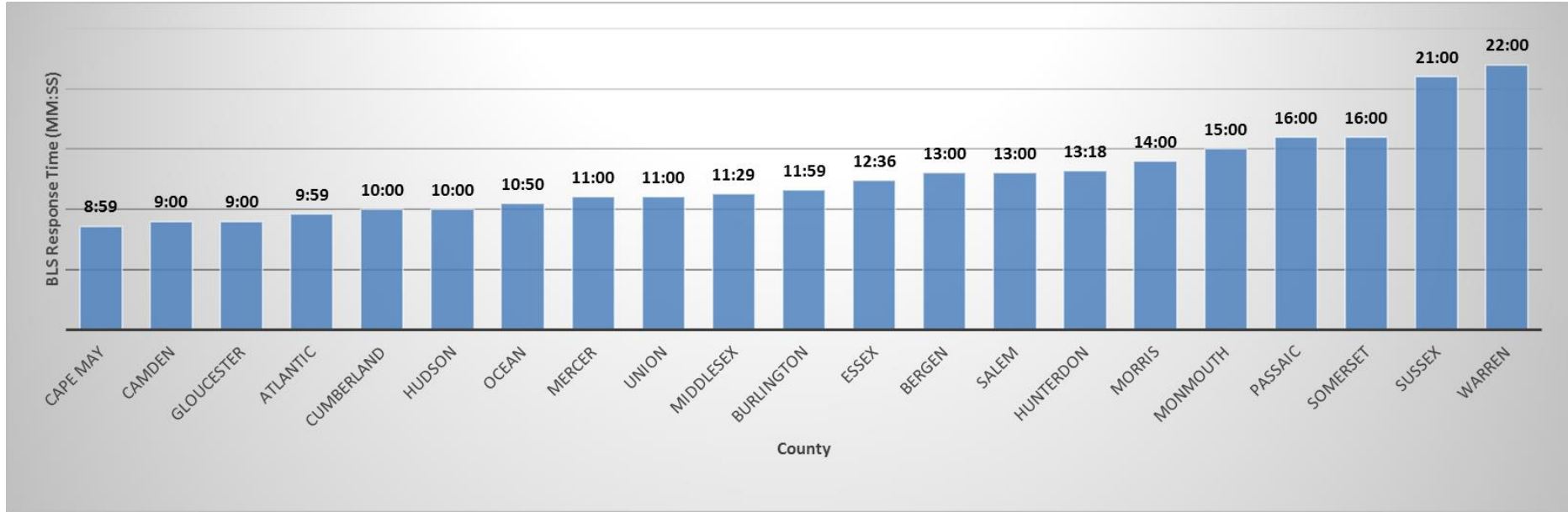
County	90 th Percentile	Total ALS Calls
Camden	11:00	1,726
Hudson	12:32	1,915
Union	12:46	1,188
Mercer	13:00	1,235
Burlington	14:00	1,117
Essex	14:00	2,470
Atlantic	15:00	1,009
Gloucester	15:00	639
Middlesex	15:10	1,663
Bergen	15:35	1,515
Cape May	16:00	456
Cumberland	16:00	486
Passaic	16:00	1,320
Salem	16:00	145
Morris	18:00	999
Somerset	18:00	600
Monmouth	18:46	1,074
Ocean	18:50	919
Hunterdon	19:59	345
Sussex	23:00	335
Warren	23:59	363
Total ALS Calls		21,519



Changes in February, 2018 Report: Response time for ALS and BLS has been added to this report.

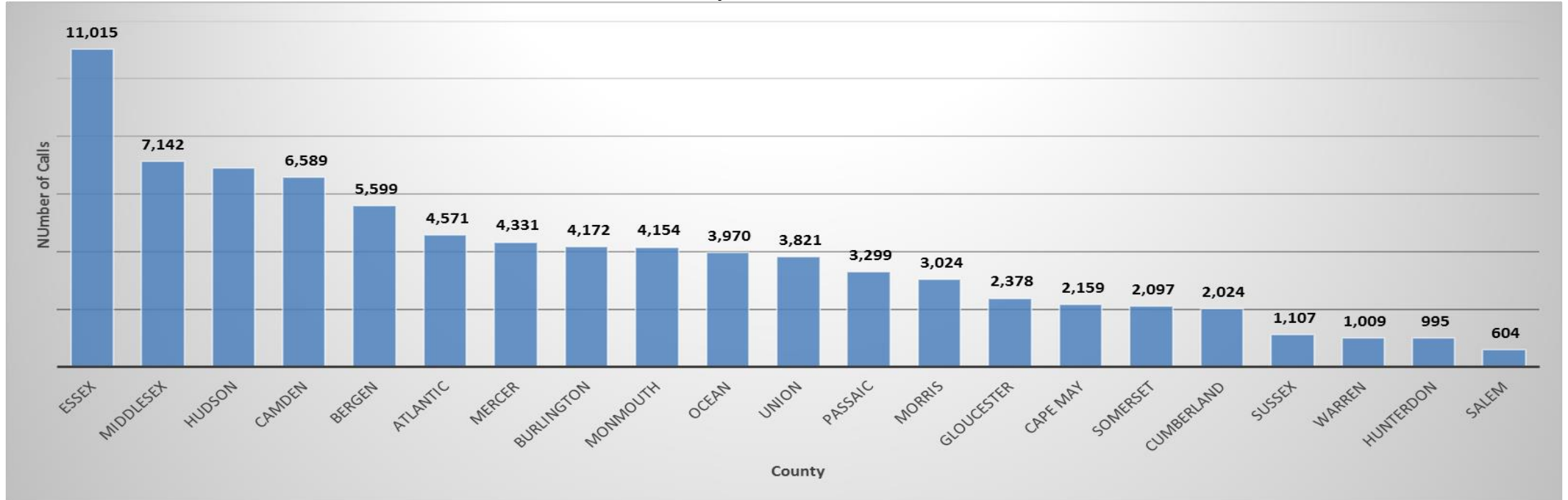
All BLS Agency Response Times by County, in Minutes July, 2018

County	90 th Percentile	Total BLS Calls
Cape May	8:59	1,674
Camden	9:00	4,860
Gloucester	9:00	1,739
Atlantic	9:59	3,530
Cumberland	10:00	1,530
Hudson	10:00	4,957
Ocean	10:54	3,050
Mercer	11:00	3,086
Union	11:00	2,621
Middlesex	11:29	5,352
Burlington	11:59	3,055
Essex	12:36	8,512
Bergen	13:00	4,082
Salem	13:00	458
Hunterdon	13:18	650
Morris	14:00	2,024
Monmouth	15:00	3,074
Passaic	16:00	1,975
Somerset	16:00	1,491
Sussex	21:00	772
Warren	22:00	646
Total BLS Calls		59,138



Changes in February, 2018 Report: Response time for ALS and BLS has been added to this report.

Total Calls for EMS by County July, 2018



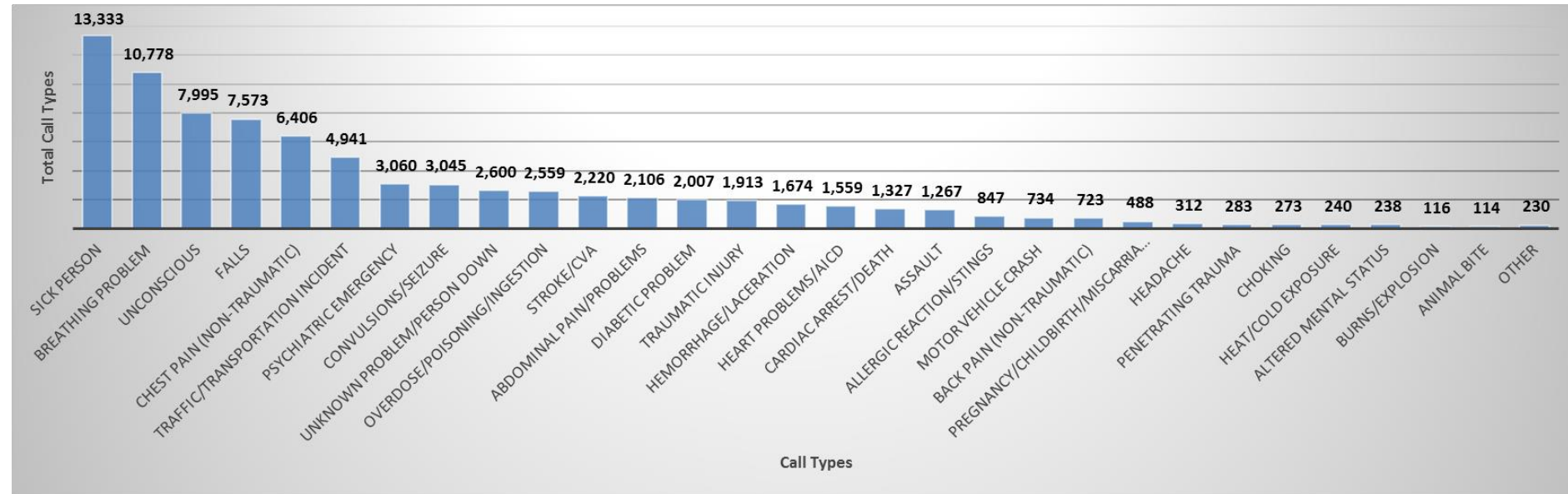
County	Essex	Middlesex	Hudson	Camden	Bergen	Atlantic	Mercer	Burlington	Monmouth	Ocean	Union
Total calls	11,015	7,142	6,901	6,589	5,599	4,571	4,331	4,172	4,154	3,970	3,821
%Total	13.6%	8.8%	8.5%	8.1%	6.9%	5.6%	5.3%	5.2%	5.1%	4.9%	4.7%

County	Passaic	Morris	Gloucester	Cape May	Somerset	Cumberland	Sussex	Warren	Hunterdon	Salem	Total calls
Total calls	3,299	3,024	2,378	2,159	2,097	2,024	1,107	1,009	995	604	80,961
%Total	4.1%	3.7%	2.9%	2.7%	2.6%	2.5%	1.4%	1.2%	1.2%	0.7%	100.0%

- Total call report includes all emergency responses by agencies where a patient encounter occurred and a report was generated
- Includes 100% ALS and ~90% BLS statewide data
- Non-patient type call types are excluded from this report
- Non-emergency patient transports are excluded in this report

Call Types with More than 100 Reported Incidents Statewide July, 2018

Call Types	Count	Percent
Sick Person	13,333	16.5
Breathing Problem	10,778	13.3
Unconscious	7,995	9.9
Falls	7,573	9.4
Chest Pain (Non-Traumatic)	6,406	7.9
Traffic/Transportation Incident	4,941	6.1
Psychiatric Emergency	3,060	3.8
Convulsions/Seizure	3,045	3.8
Unknown Problem/Person Down	2,600	3.2
Overdose/Poisoning/Ingestion	2,559	3.2
Stroke/CVA	2,220	2.7
Abdominal Pain/Problems	2,106	2.6
Diabetic Problem	2,007	2.5
Traumatic Injury	1,913	2.4
Hemorrhage/Laceration	1,674	2.1
Heart Problems/AICD	1,559	1.9
Cardiac Arrest/Death	1,327	1.6
Assault	1,267	1.6
Allergic Reaction/Stings	847	1.0
Motor Vehicle Crash	734	0.9
Back Pain (Non-Traumatic)	723	0.9
Pregnancy/Childbirth/Miscarriage	488	0.6
Headache	312	0.4
Penetrating Trauma	283	0.3
Choking	273	0.3
Heat/Cold Exposure	240	0.3
Altered Mental Status	238	0.3
Burns/Explosion	116	0.1
Animal Bite	114	0.1
Other	230	0.3
Total Call Types	80,961	100.0



- The call type is a description of the emergency as designated by the dispatch center. Call type (descriptions) are based on the predefined “national” call types which are and “mapped” by the agency’s specific software.
- Includes 100% ALS and ~90% BLS statewide data
- This report includes call types as reported by the EMS agency
- Non-patient type calls are excluded from this report
- Non-emergency patient transports are excluded in this report
- Some category names have been shortened for brevity

Top Five Call Types by County, July, 2018

Atlantic		Bergen		Burlington		Camden		Cape May	
Call Type	# Calls	Call Type	# Calls	Call Type	# Calls	Call Type	# Calls	Call Type	# Calls
Sick Person	1,055	Sick Person	1,102	Breathing Problem	562	Sick Person	1,141	Sick Person	352
Falls	459	Breathing Problem	815	Falls	480	Breathing Problem	1,038	Falls	307
Unconscious	452	Falls	652	Unconscious	425	Unconscious	961	Unconscious	248
Breathing Problem	424	Unconscious	451	Sick Person	363	Chest Pain (Non-Traumatic)	527	Breathing Problem	226
Chest Pain (Non-Traumatic)	340	Chest Pain (Non-Traumatic)	362	Heart Problems/AICD	362	Falls	489	Chest Pain (Non-Traumatic)	160

Cumberland		Essex		Gloucester		Hudson		Hunterdon	
Call Type	# Calls	Call Type	# Calls	Call Type	# Calls	Call Type	# Calls	Call Type	# Calls
Sick Person	390	Sick Person	2,334	Breathing Problem	349	Sick Person	1,377	Breathing Problem	131
Breathing Problem	256	Breathing Problem	1,261	Unconscious	341	Breathing Problem	968	Sick Person	127
Chest Pain (Non-Traumatic)	224	Unconscious	854	Chest Pain (Non-Traumatic)	341	Unconscious	686	Unconscious	115
Unconscious	157	Traffic/Transportation Incident	803	Falls	296	Chest Pain (Non-Traumatic)	600	Chest Pain (Non-Traumatic)	98
Psychiatric Emergency	113	Psychiatric Emergency	704	Sick Person	178	Falls	420	Falls	92

Mercer		Middlesex		Monmouth		Morris		Ocean	
Call Type	# Calls	Call Type	# Calls	Call Type	# Calls	Call Type	# Calls	Call Type	# Calls
Sick Person	830	Sick Person	1,119	Breathing Problem	519	Sick Person	550	Breathing Problem	639
Breathing Problem	549	Breathing Problem	961	Falls	486	Breathing Problem	380	Falls	537
Chest Pain (Non-Traumatic)	450	Falls	768	Unconscious	471	Falls	363	Unconscious	419
Unconscious	367	Unconscious	640	Sick Person	304	Unconscious	298	Sick Person	361
Falls	352	Chest Pain (Non-Traumatic)	561	Chest Pain (Non-Traumatic)	294	Chest Pain (Non-Traumatic)	263	Chest Pain (Non-Traumatic)	223

Passaic		Salem		Somerset		Sussex		Union	
Call Type	# Calls	Call Type	# Calls	Call Type	# Calls	Call Type	# Calls	Call Type	# Calls
Sick Person	526	Unknown Problem/Person Down	156	Breathing Problem	347	Sick Person	158	Sick Person	707
Breathing Problem	482	Breathing Problem	86	Unconscious	258	Breathing Problem	141	Breathing Problem	477
Unconscious	297	Chest Pain (Non-Traumatic)	65	Falls	246	Falls	106	Falls	368
Chest Pain (Non-Traumatic)	291	Traffic/Transportation Incident	36	Sick Person	230	Chest Pain (Non-Traumatic)	94	Chest Pain (Non-Traumatic)	333
Falls	238	Unconscious/Falls	35	Chest Pain (Non-Traumatic)	205	Unconscious	89	Unconscious	330

Warren		New Jersey	
Call Type	# Calls	Call Type	# Calls
Breathing Problem	167	Sick Person	13,333
Chest Pain (Non-Traumatic)	129	Breathing Problem	10,778
Falls	126	Unconscious	7,995
Sick Person	108	Falls	7,573
Unconscious	101	Chest Pain (Non-Traumatic)	6,406

- The call type is a description of the emergency as designated by the dispatch center. Call type (descriptions) are based on the predefined "national" call types which are and "mapped" by the agency's specific software.
- Includes 100% ALS and ~90% BLS statewide data
- This report includes call types as reported by the EMS agency
- Non-patient type calls are excluded from this report
- Non-emergency patient transports are excluded in this report
- Some category names have been shortened for brevity